

IRM®- 7 SP WATERMANAGER

Industrial rainwater system with double self-priming centrifugal pump



rethinking water



PRODUCT DESCRIPTION

The IRM®-7 Watermanager is a complete system for soil setup with IRM® control, integrated disconnection tank and built-in double self-priming pump installation. The IRM® controller controls the water levels in the disconnect tank and the large rainwater well. The control also provides for a cascade control and a service hour regulation for the pumps. In the absence of rain water, system failure or manual operation, the system switches to drinking water from the disconnect tank. The drinking water is topped up in the disconnect tank via a special proportional float. This is reliable, via a Type AB break, in accordance with EN1717 and the device is certified with the Belgaqua and KIWA certificate. The changeover to city water can also be done manually.

The city water connection has a stagnation protection that automatically refreshes the water in the appliance. The potential-free contact enables connection to domotics and building management systems. Finally, the backflow protection of the Trident rainwater filter can be connected to the IRM®-7 so that it can switch to safe drinking water when returning from the sewer.

SCOPE

For the use of filtered rainwater in non-residential buildings and commercial buildings. The IRM®-7 Water Manager must be installed near the rainwater tank, up to 15 meters. Unless a supply pump is used.



WATERSCHING-TECHNIECH VERBAND



TECHNICAL DATA

Width in mm:	517
Depth in mm:	585
Height in mm:	1.736
Weight (empty) in kg:	90
Weight (full) in kg:	190
Pressure line:	1 1/2" bu
Drinking water connection:	3/4" bu
Emergency overflow in mm:	Ø75
Suction pipes:	2 x 1"bi

TECHNICAL SPECIFICATIONS

Voltage in V:	230
Power in Watt:	2.200
Max. flow in liters / min:	120
Max. increaseHeight in m:	50
Number of fans:	5
Capacitor in µF:	20
Float cable in m:	20

7-30

230
2.700
180
53
5
50
20

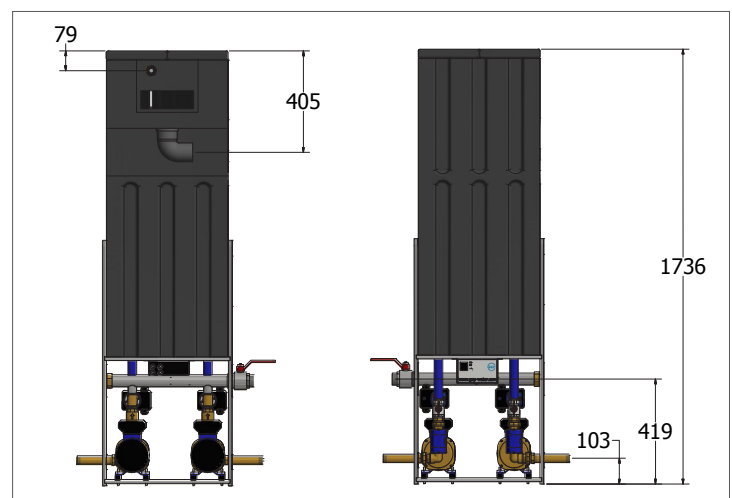
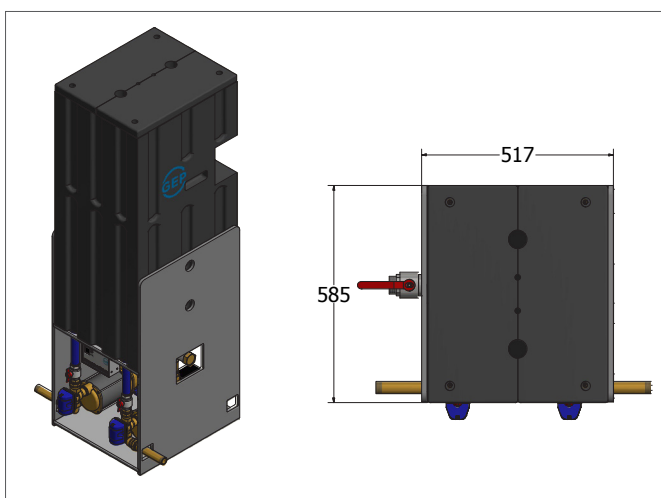
7-50

230
2.700
180
53
5
50
20

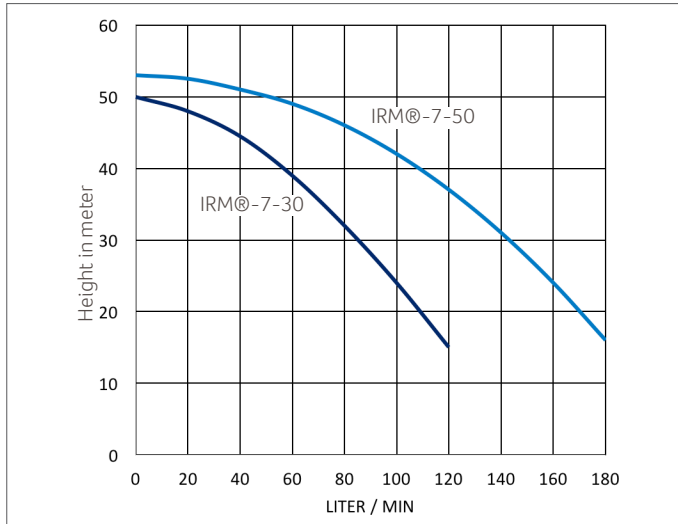
MATERIAL

Housing:	Gemoffeld staal
Breaktank:	HPDE
Drinking water connection:	Messing
Supply pump connection:	Messing
Connection Pressure side:	RVS
Fans:	RVS
Pump housing:	RVS
Motor housing:	RVS
Air separator and guide wheel:	PPO (noryl)
Electro cable pump:	3 aderig 1,00 mm² H07Rn-F

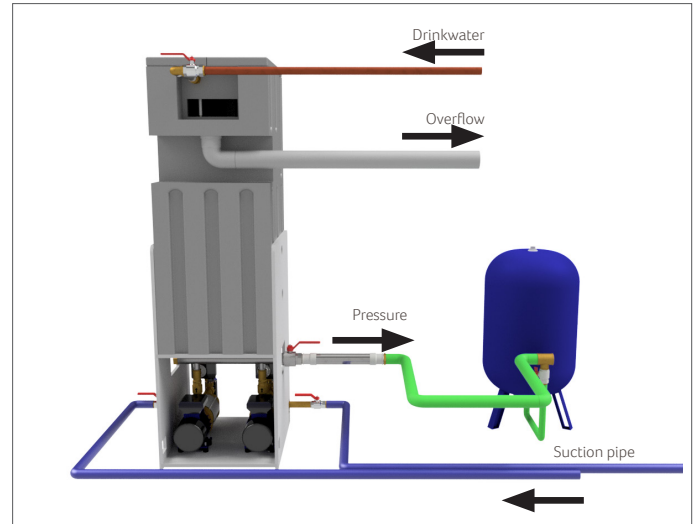
TECHNICAL DIAGRAMS



PUMP CHARACTERISTIC



CONNECTION DIAGRAM



OPTIONS

Automatic time-controlled filter cleaner 1 "

Time-controlled filter cleaner allows automatic filter cleaning. The nozzle will clean the filter surface at adjustable times.

Water lock 1 "including detection point

Always close the drinking water supply during an overflow alarm to prevent water loss. This makes it possible to mount the device without connecting the overflow.

Backflow sensor

This registers an alarm signal from the sewer level, after which the IRM system switches to drinking water and activates an alarm signal.

Pressure vessel

Pressure vessels give the calmer character, which benefits the life and energy consumption of the pumps.

SCOPE OF DELIVERY

Product consists of: IRM@-7-30 Watermanager / IRM@-7-50 Watermanager and installation instructions

ORDERING INFORMATION

Art nr	NAME	PG
402657	IRM@-7 SP Watermanager 7-30	4
402658	IRM@-7 SP Watermanager 7-50	4
401251	Automatic time-controlled filter cleaner 1 "	4
402125	Water lock 1 "including detection point	4
401158	Backflow sensor	4

For pressure vessels see the GEP specification sheet

